

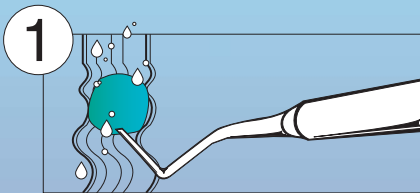
# ALMORE



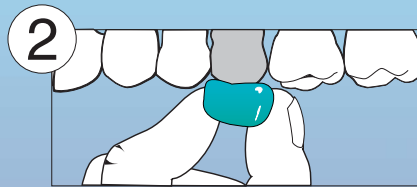
## richwil crown & bridge remover

For the safe and quick removal of crowns, bridges, and inlays. Used properly, it works effectively on either temporary or permanent restorations. This water soluble, pliable resin adheres to porcelain, enamel, gold, acrylic and will not damage restorations. The Richwil Crown & Bridge Remover works without drilling, clamping, prying, cutting or percussive force. The patient provides the removal power thus avoiding any dangerous angular forces. Also useful during the fitting procedures or removing loose primary teeth.

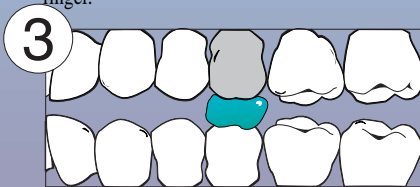
33800 Richwil Crown & Bridge Remover 25 packages of (2) per Box



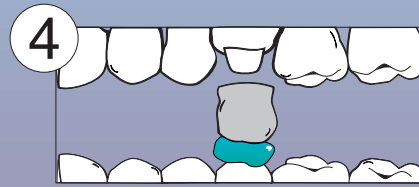
1 Dip the Remover in hot tap water for a few seconds. Blots the excess moisture, but do not dry. Remover is ready when it compresses slightly with a firm force applied between the thumb and the index finger.



2 Tie Remover to 18 inches of dental floss. Place Remover on occlusal or incisal surface of restoration to be removed. Apply firm finger pressure until Remover adheres



3 Ask patient to bite down to compress Remover to 2/3 of its original bulk. Hold this position and spray with cold water until Remover cools.



4 Have patient open mouth quickly and forcefully. Use gauze pad to detach Remover and restoration from opposing tooth.

***Before you use the procedure to remove a restoration, carefully evaluate the integrity of the opposing tooth and/ or restoration.***

***Use of the Richwil Crown & Bridge Remover requires sound professional evaluation and judgement. The powerfully adhesive properties of the Remover may cause inadvertent removal of opposing teeth and restorations that are in less than sound condition.***