



ALMORE

waxing tips



HALF HOLLENBACK
PART # 66024




PKT #1 LARGE
PART # 66012


PKT TIP INSTRUCTION & CARE:

- Allow approximately 20 seconds for tips to fully heat.
- The PKT tips can be easily removed when hot with either tweezers or heat-resistant pad.

 **CAUTION** 
TIPS SHOULD NOT BE REMOVED
WHEN HEATING ELEMENT IS COOL




WOODSON TIP
PART # 66022




PKT #2 MEDIUM
PART # 66013


- Under repeated use, wax can seep into slotted portion of tip, which can make removal impossible. Forcible removal of the tip will cause permanent damage to the handle.
- Clean P K T tips often. Residue will inhibit heat transfer and reduce wax flowing from the tip. Be sure to clean the slotted portion of the tip to allow easier removal from the heating element. Caution - Probe cord should not be unduly pulled or twisted. This can cause damage to the electrical wires resulting in the malfunction of the handle.




SPEAR TIP
PART # 66021




PKT #3 SMALL
PART # 66014



BEAVERTAIL
PART # 66023




SPOON TIP #7
PART # 66015



MINI SPATULA TIP
PART # 66010



WIRE TIP
PART # 66009



SPADE TIP
PART # 66017



SLT TIP
PART # 63705